

Social Studies Current Event Pack

This set includes the following printable
current event pages:

- My Community
- All About America
- Around the World
- Kids in the News
- General Social Studies (all topics)

& BONUS Summarizing Guide!

Intermediate Grades



CURRENT EVENT TIPS

Below are some ideas to help you implement current events in your classroom:

- Discuss and model the expected use for your class
- Clearly explain what types of articles you would like used and how to do so safely
 - Allow students to practice in pairs
- I like to assign 1-2 current events per month as homework
- My favorite website for current event articles that are kid-friendly is DOGOnews,
<http://www.dogonews.com/>
- Student selected articles should be less than 2 months old (my personal preference)
- Teach students how to use the summary guide (included)
- Students could always go onto the back or attach a sheet of notebook paper if more room is needed for the summary

Thanks again for your purchase! I hope that these current events prove to be an excellent addition to your classroom!

Sincerely,

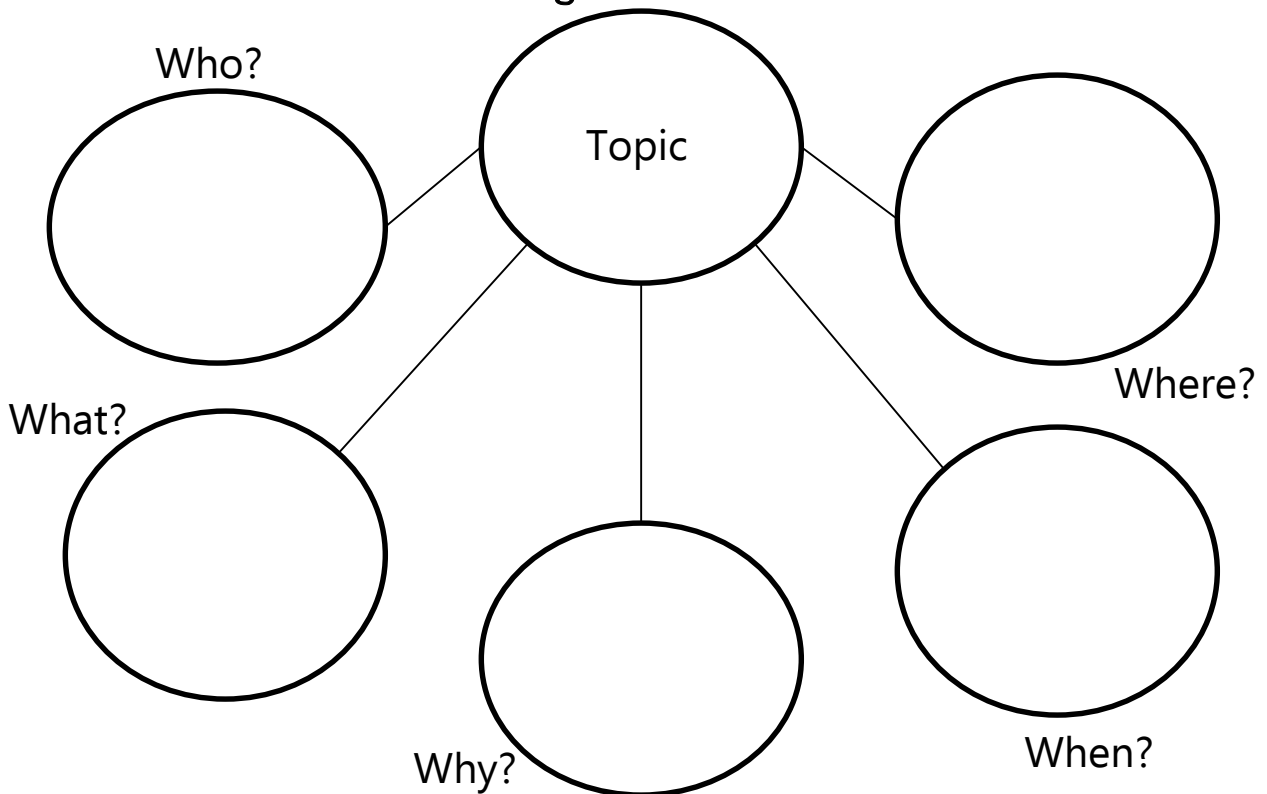
Kelly Ann

Summarizing Guide for Non-Fiction Articles

Tips:

- Be sure to select an article that makes sense to you.
- Read the article completely through as a preview read.
- Read the article a second time as a close read. This time, look for the main idea of the article and supporting details. Try highlighting keywords/phrases.
- Read the article again if needed.
- Complete the organizer below.
- When you are ready to write your summary, try not to look back at the article too much. Write about the article from your own perspective.
- Remember, your teacher wants to know what **you understand** about the article.
- Never copy the author's writing. The author's job is to inform you about a topic. Your job is to make sense of it.
- Include the main idea and important keywords/details.
- Don't add your opinions.

Complete graphic organizer below or on a separate sheet of paper to get started!



Now you are ready to turn this information into a written summary!

A cartoon-style illustration of a red schoolhouse. It has a bell tower on top with a yellow bell. A sign on the front of the roof says "SCHOOL". The schoolhouse has many windows and a central entrance door. A small sun is visible on the left side.

I read the article
_____ times. On a
scale of 1 through
5, my
understanding of
the article is a

- Tip!** Try writing your summary without looking at the article too much.



- 1.
- 2.
- 3.
- 4.
- 5.

Be sure to write in complete sentences and recap the most important information.

Does your teacher want you to attach your article to this form?

Can you make any connections to this topic?

**Write your responses
on the back of this page.**



Created by Kelly Ann



Name: _____


Social Studies Current Event: All About America



Title of Article _____
Author's Name _____
Date Published _____

I read the article
_____ times. On a
scale of 1 through
5, my
understanding of
the article is a ____.

- ☐ Website _____
☐ Newspaper _____
☐ Other _____



Tip! Try writing
your summary
without looking
at the article
too much.

Summarize the article in your own words.
Be sure to write in complete sentences and recap the most
important information.

Key Vocabulary

1. _____
2. _____
3. _____
4. _____
5. _____

Write a question you still have
about this topic.

Does your
teacher want
you to attach
your article to
this form?

Remember
9/11

Reflection Questions

Can you make any
connections to this
topic?
Could it have an effect on
you or someone you know?

**Write your responses
on the back of this page.**



I read the article _____ times. On a scale of 1 through 5, my understanding of the article is a _____.

☐ Website _____

☐ Newspaper _____

☐ Other _____

★ • ★ • ★
WELCOME TO
MEXICO
★ • ★ • ★

WELCOME TO



Tip! Try writing your summary without looking at the article too much.

Key Vocabulary

- 1.
- 2.
- 3.
- 4.
- 5.

Write a question you still have about this topic.

Summarize the article in your own words.
Be sure to write in complete sentences and recap the most important information.

Does your teacher want you to attach your article to this form?

Reflection Questions

Can you make any connections to this topic?

Could it have an effect on you or someone you know?

**Write your responses
on the back of this page.**



Created by Kelly Ann



Name: _____

Kids IN THE News

Title of Article _____
Author's Name _____
Date Published _____

☐ Website _____
☐ Newspaper _____
☐ Other _____



- Ideas for Article Selection:**
- Kids helping their community
 - Kids changing the world
 - Kids that create/invent
 - Kids in school competitions

How many times did you read the article?

What is the **main idea** of this article?

Why did you select this article?

Explain: Why did the author write about this kid (or group of kids)? What impact did the actions have on their world or community?

Write 1 fun fact you learned.

On a scale of 1 - 5, (5 is the highest), how inspirational was this article?



Social Studies Current Event

Date Published _____

Other _____

If you like this product, you'll LOVE my popular scavenger hunts!

Science Scavenger Hunts

Planets

Scientific Method

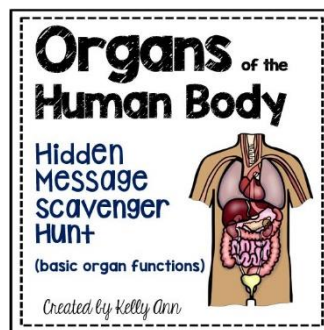
Water Cycle

Animal Groups

Moon Phases

Light

Human Body



Social Studies Scavenger Hunts

Abraham Lincoln

George Washington

Colonial America

Columbus



Holidays

Halloween Science

Thanksgiving

Winter Holidays {Christmas,

Hanukkah, Kwanzaa}

Chinese New Year

Valentine's Day

St. Patrick's Day



TERMS OF USE & CREDITS

Thank you for downloading! I appreciate your support and hope that you enjoy using these current events in your classroom!

Please note:

- You may not alter or create anything to sell or share based on these materials.
- Sharing of the cover image or preview of this packet is acceptable, provided you link back to my TpT store.


Thanks again!

Kelly Ann


Font by [Kimberly Geswein](#)

Clipart by [Charlotte's Clips](#), [Bilingual Scrapbook](#), [Oz CurriculumHQ](#), [The Hartmann Sparkle](#), [Educasong](#) and

Frames by [Lovin Lit](#) and [Teacher's Toolkit Design](#)



HERE IS ANOTHER PRODUCT
YOU ARE SURE TO LOVE!



Please click [HERE](#) to
leave feedback! Thanks!

